



Orchid Show Prep

Every orchid counts



Orchid Shows 2024

- SOS

- January 6 & 7
- Setup Friday,
January 5, 9:00 am
- Registration:
Jan. 1, 2 & 3

- VAOS

- February 3 & 4
- Setup Friday,
Feb. 2, 1:00 pm
- Registration:
Jan. 29, 30, & 31

- EAOS

- Feb. 23 & 24
- Setup Thurs. ,
Feb. 22, 10 :00 am
- Registration
Feb. 18, 19, & 20


We need your plants

- We need 40 – 50 orchids for each show
- We need large plants, small plants, all colors, all types
- Jewel Orchids need not be blooming
- All others need to be in bloom

Stake the flower spikes

- Don't wait until the last minute. When the spike first appears, train it to the configuration you want.
- Make it look as natural as possible.
- Make sure that the flowers can be seen. If half of the flowers face back and half forward, it is not as effective as it could be.

Good Clip /
Bad Clip



Clean your plants

- Cut off all dead parts
- Remove hangers and visible decorations
- Wipe the leaves with a damp cloth (no leaf shine)
- remove insects (especially ants)

Get rid of weeds.



**Remove old flower spike
and
stake the new spike.**



Registration

EAOS 2015 show display



Register your orchids

- For an orchid to be judged in the show, it must be registered. That means that you have to send the name plus certain details about the plant.
- Email your info to orchids@eaos.org.
- For each orchid, send the name and the size and color(s) of the flower. A picture will make classification easier and be sure to include your name.
- Look for a return email which will either verify your registration or ask for more details. The biggest problems are usually that the label has incorrect information or that the flower size has not been measured.
- You will receive an id number for each orchid. Write that number on a piece of paper and tape it to a leaf. If you don't get a number, we haven't gotten your registration.

Show Form

At the show, the judges see a form with each plant listed showing who entered it and what class it belongs to.

Plant	PlantName	Exhibitor	Class	Space
91	Vanda Yip Sum Wah (Vanda Pukele x Vanda curvifolia)	31	60	25
92	Dendrobium Chanel (Den. Majestic x Den. lasianthera)	31	101	25
93	Epicattleya René Marqués 'Tyler' 1st/CAOB (Epi pseudepidendrum x C. Claesiana)	31	16	25
94	Rhyncholaelia gigantea 'Peach' AD/AOC AD/QOS	31	7	25
95	Rhyncholaeliocattleya Chia Pet (Rlc. Chia Lin x Rlc. Beaufort Gold)	31	35	25

Why register in advance?

- Each orchid submitted is checked in OrchidWiz for name, parents, and previous awards.
- Then, a listing of the entered orchids is prepared with orchids classified so that judges can award ribbons.
- Name tags are printed and assembled for each orchid.

Part of the judging schedule

(Your registrar will use this to fill out the registration for you.)

- **Cattleyas ---**
- **Small Flowers** –(i.e., less than 5” NS, including “Sophronitis” & rupicolous laelias which have been moved to the genus *Cattleya*.)
- A small-flowered example of what should be a large flowered species or hybrid is not eligible in these CLASSES.)
- [Small flowered species (including Brazilian “Laelias”) and hybrids should be entered in classes 36-43]
- 36. **Species** (excluding *alba*/albescent forms)
- 37. **Species** - *Alba*/albescent forms
- **Hybrids & intergeneric hybrids**
- 38. Concolor (solid)
- 39. Shaded lip (lip shade similar color)
- 40. Bi-colored (different colored lip, 2 colors)
- 41. Splash petals (or sepals)
- 42. Spotted
- 43. Other forms and combinations of above (e.g. striped bi-colored, strongly spotted and strongly striped, etc.)

EAOS Show

Individual plant table.



What happens to orchids at the show?

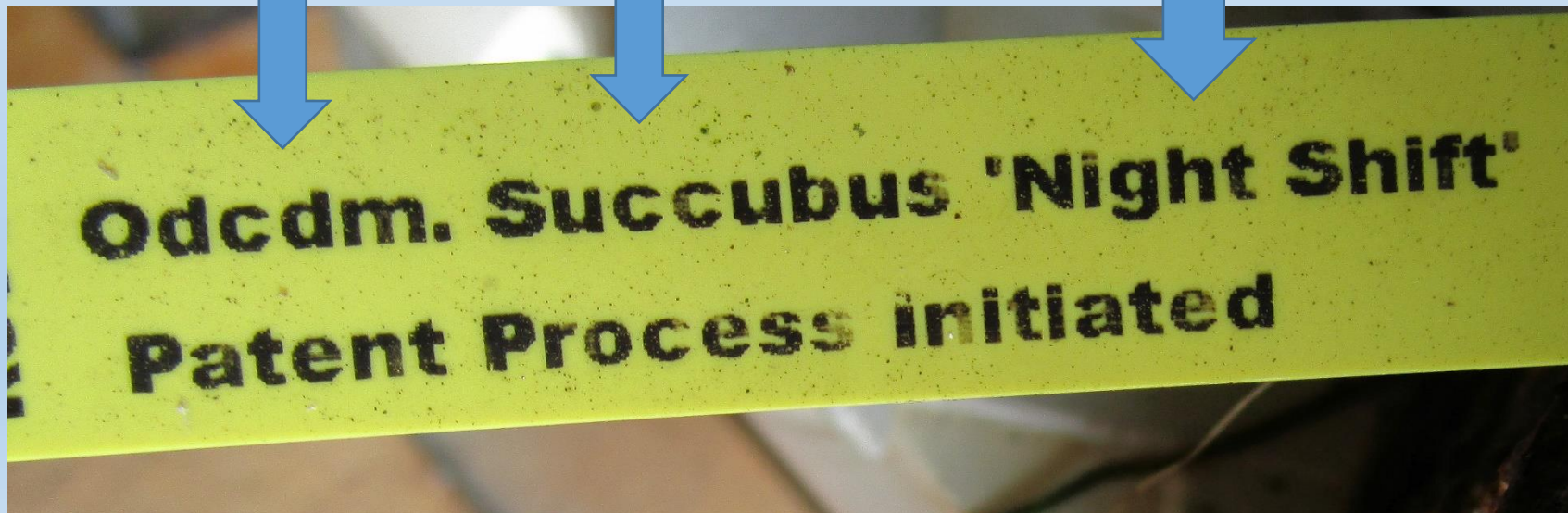
- You are asked to bring your orchids to the show at the beginning of the setup. Make sure that there is a number attached and your name is on the side of the pot (not the bottom).
- The orchids are then arranged in a display for the show. In some cases, an orchid may be put on the individual judging table rather than in the display. We may have too many of a certain color or the size or shape may not fit the display. They will be judged the same as any of the orchids in the display.
- Your orchids will be available for you to pick up at the end of the show.

Check your labels now:

It will make your orchids and your registrar happier.

Correct labels are important

- What does the label tell you?
 - the genus
 - the species or grex
 - the cultivar

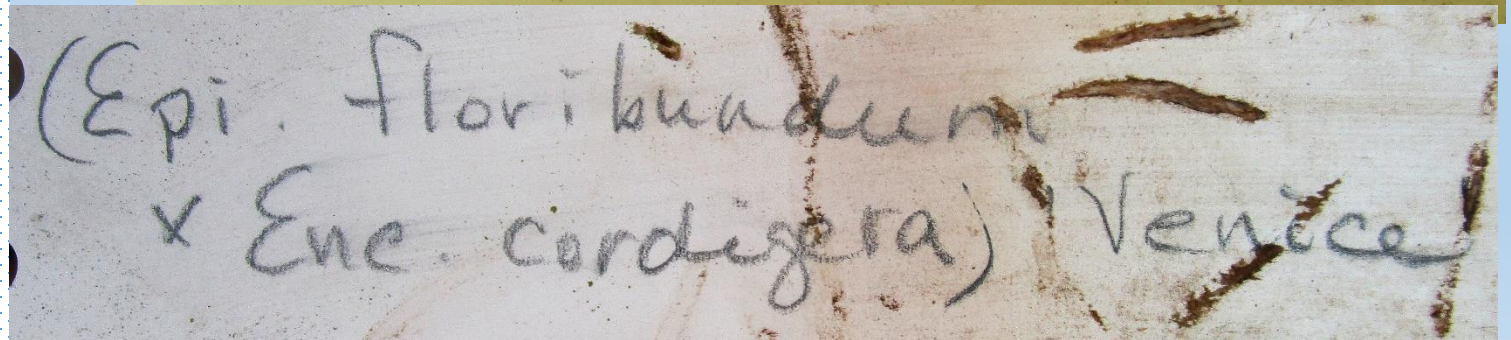


Check your labels

Don't wait until the last minute. If you have a plant you think will be ready for the show, check the label to see if it can be read.

If there is a problem with the label, send an email with a picture of the label or type out what you can read and send it to orchids@eaos.org.

We will try to identify the orchid for you.



Get ready now --

- Cool nights help initiate spiking in Phals.
 - Bloom fertilizer helps some orchids to start flowers.
 - Does your orchid need a dry rest?




Nobile Dendrobiums need a dry rest.

Know your numbers: N-P-K



Know your numbers: N-P-K



N = Nitrogen (for plant growth)
P = Phosphorus (for flowers and roots)
K = Potassium (disease resistance)

Get to know your orchids

- What's your name? Where do you come from? Who are your parents?
 - Look in →
 - <http://orchidspecies.com>
 - <https://apps.rhs.org.uk/horticulturaldatabase/orchidregister/orchidregister.asp>
 - <http://aos.org>

Don't forget
to
register your plants